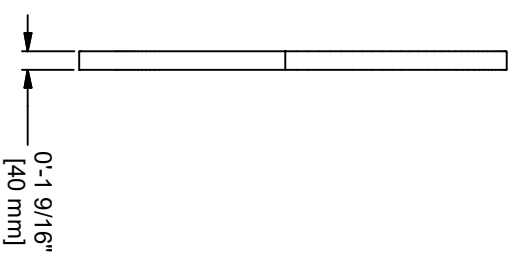
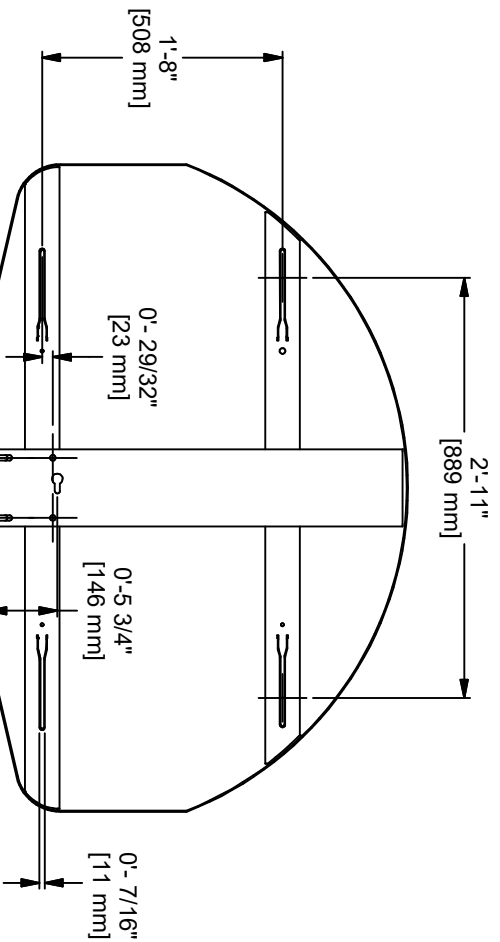


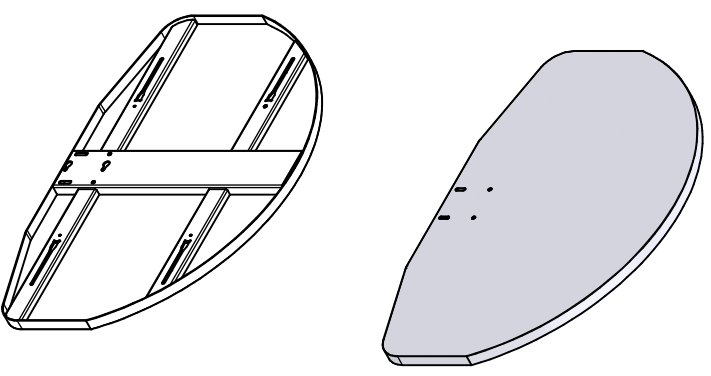
FRONT VIEW



SIDE VIEW




REAR VIEW



12 GA. GALVANNEALED STEEL STAMPED SHELL WITH 12 GA. FORMED HORIZONTAL MOUNTING CHANNELS AND A 10 GA. FORMED VERTICAL CHANNEL, WELDED TO REVERSE SIDE.

BOARD IS POWDER COATED WHITE.



GARED

Gared Holdings, LLC
9200 E. 146th St.
Noblesville, IN 46060

D	AP	06-25-23
D	WDC	07-26-19
REV	BY	DATE

THIS DOCUMENT CONTAINS TRADE SECRET AND OTHER MATERIALS WHICH ARE PROTECTED BY CONFIDENTIALITY NOTICE AND AGREEMENT AND BY COPYRIGHT. ANY USE OR COPYING OF THIS DOCUMENT EXCEPT AS AUTHORIZED BY GARED HOLDINGS, LLC IS STRICTLY PROHIBITED.

FAN SHAPED STEEL BACKBOARD

DRAWN	CROSBY	DATE	7/26/2019	DATE ISSUED
APPROVED		DATE		
FILE LOC.	Q:\Inventor Files\Specification Files\07_Backboards			
SIZE	SCALE	SHT. NO.	PART NO.	REV
A	NONE	1 OF 2	1245	D



MODEL 1245

35" X 54" FAN SHAPED STEEL BACKBOARD FOR FRONT MOUNT GOALS

The 1245 backboard shall be formed from a single piece of galvanized heavy gauge steel and reinforced with a heavy gauge vertical center channel and heavy gauge horizontal channels. All reinforcing sections shall be welded to the shell to make a single vibration free unit. Key-slots in the horizontal channels shall be spaced at 20" vertical and 35" horizontal centers to match the standard fan mounting dimensions. Backboard shall be phosphate pre-treated and shall have a durable white powder coat finish to protect against weathering. Goal mounting holes in rear channel shall be standard front mount 5x5" or 5x4" patterns and shall accept most stationary front mount goals.

ACCESSORIES

GOALS

See Goal-Board Matrix specification sheet for goal compatibility.

Subject to design change and current manufacturing practices.