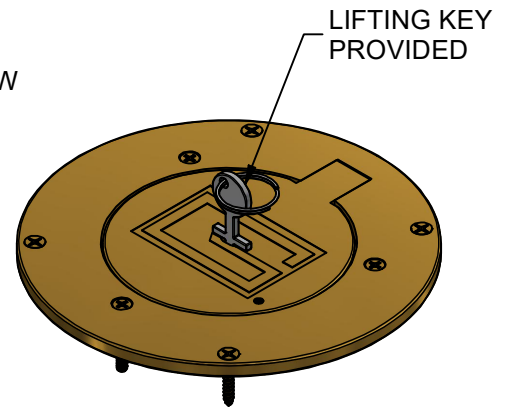
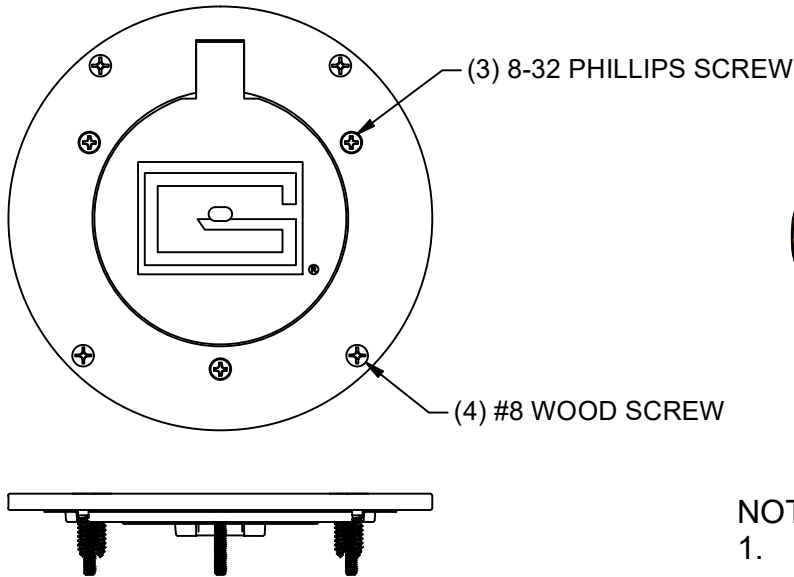
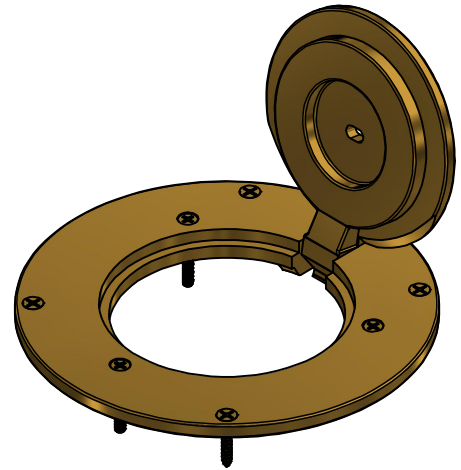


SECTION A-A



NOTE:

1. COMPATIBLE WITH GARED MODELS 5000, 5100, AND 5300

REV	BY	DATE



Gared Performance Sports Systems  
9200 East 146th Street, Suite A  
Noblesville, IN 46060

THIS DOCUMENT CONTAINS TRADE SECRET AND OTHER MATERIALS WHICH ARE PROTECTED BY CONFIDENTIALITY NOTICE AND AGREEMENT AND BY COPYRIGHT. ANY USE OR COPYING OF THIS DOCUMENT EXCEPT AS AUTHORIZED BY GARED PERFORMANCE SPORTS SYSTEMS IS STRICTLY PROHIBITED.

6 5/8" BRASS FLOOR COVER

DRAWN Sean W.		DATE 9/25/2024	DATE ISSUED 10/4/2024	
APPROVED Sean W.		DATE 10/4/2024		
SIZE A	SCALE	SHT. NO. 1 OF 2	PART NO. 6430	REV



# **PERFORMANCE SPORTS SYSTEMS**

## MODEL 6430

### **6-5/8" BRASS FLOOR COVER**

Protect players on the court by installing cover plates over in-ground sleeve inserts.

Floor cover shall be brushed brass for model 6430 and chrome plated brass for model 6431. Low-profile, heavy-duty design with hinge door allows for a completely flat surface. The three inner holes can be used to connect the cover plate to the ground sleeve for easy installation. The four outer holes allow the cover plate to securely screw into the floor. In a "floating" wood floor, the three inner screws should be removed after installation resulting in the floor plate being connected to the floor only, allowing it to move with the expansion and contraction of the floor. Cover shall be 6-5/8" in diameter by 7/16" thick. Diameter of opening shall be 3-11/16".

To open, the provided lifting key shall be placed in the slot in the hinge door, turned, and lifted up along with the door.

Install with 3" Floor Sleeve **6404**.

**6430** - Brushed Brass

**6431** - Brushed Chrome

Subject to design change and current manufacturing practices.